



Recommended P.C.B Layout(Top Side)
(PCB BOARD TOLERANCE±0.05)

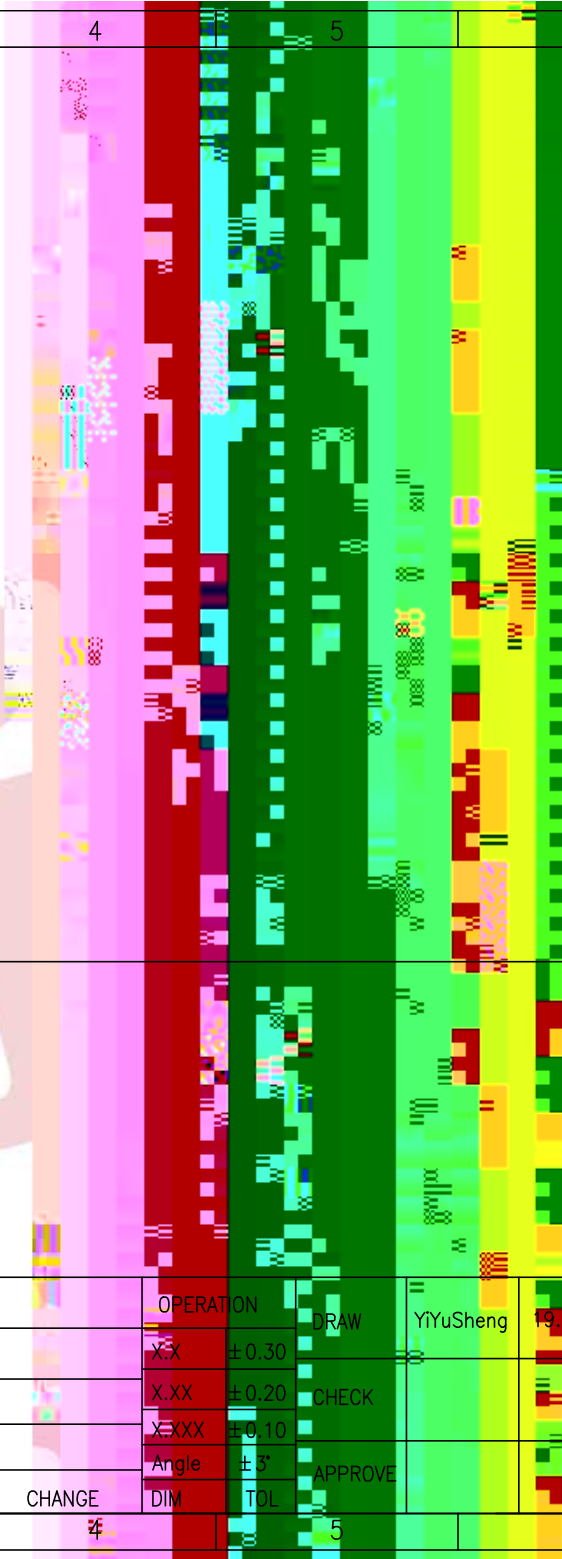

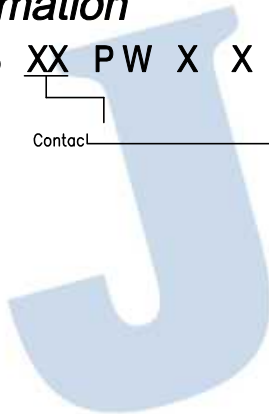
Ordering Information

3510 5 60 A M S XX PW X X

No.of Pins
5x12P

Contact Type
F:Female
M:Male

Contact



				OPERATION	DRAW	YiYuSheng	19.09.21	SCALE	FIT		
				X.X ±0.30				UNIT	mm		
				X.XX ±0.20	CHECK			SIZE	A4	PART NO.	3510560AMSXXPWXX
A0	2019.09.21	NEW DRAWING		X.XXX ±0.10				SHEET	1/1	TITLE:	FUTURE BUS,5*12 Male 180°,PRESS-FIT
REV	DATE	MODIFICATION	DESCRIPTION	CHANGE	APPROVE			PROJ.			

1 2 3 4 5 6 7 8 9

G

F

E

D

C

B

A

G

F

E

D

C

B

A

1 2 3 4 5 6 7 8 9